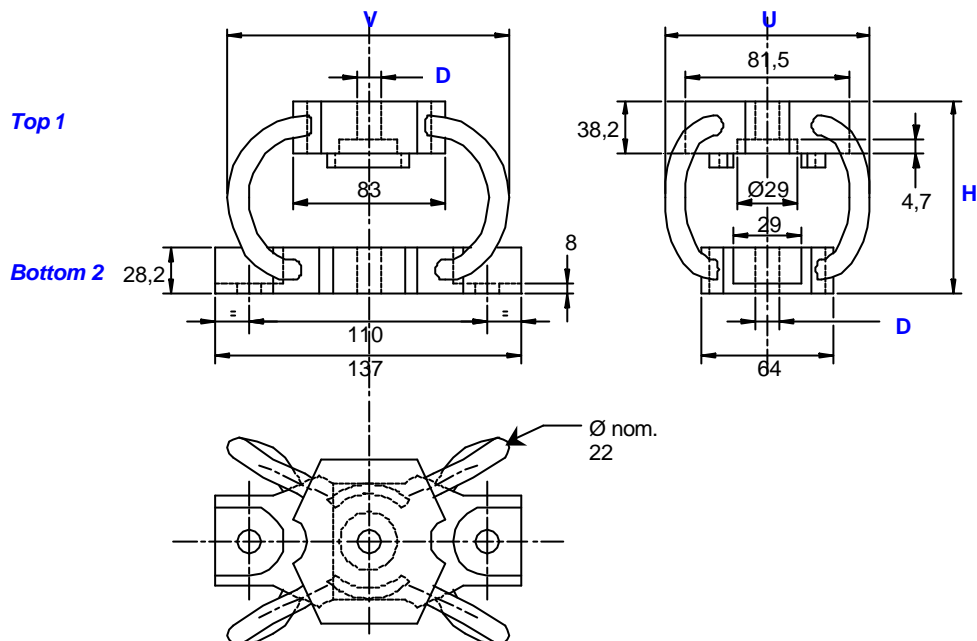


wire rope isolators standard line "Polycal"

series MP17


definition



Dimensions are in mm.

Dimensions for reference only.

- All metal multidirectional anti-vibration/shock mounts.
- Exceptional reliability and long life.
- High damping.
- No ageing.
- Corrosion resistant.
- Unequaled temperature range : -180°C +300°C.
- Cheap and quick prototypes from stock.

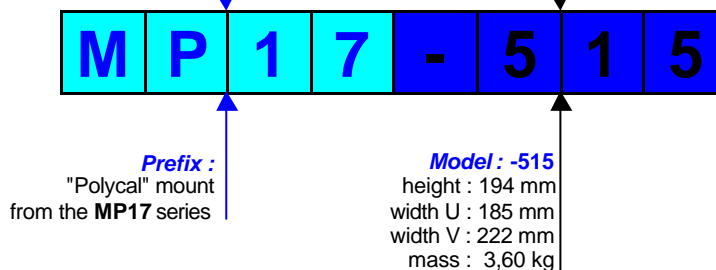


Series
Materials and finishes
MP17
Cable : stainless steel.
Interfaces : aluminium alloy.
Insert : stainless steel.
<i>Other materials on request.</i>

Model	height H (mm)	width U (mm)	width V (mm)	mass (kg)
-315	133	141	181	2,23
-375	154	152	184	2,70
-415	160	163	205	2,92
-515	194	185	222	3,60
-615	220	208	242	4,25

Interfaces	fixture holes D
Top 1	1 through holes Ø 13,5 mm (option : M16)
Bottom 2	2 through holes Ø 13,5 mm

Example :
MP17-515



01/01/2003

Socitec
BP 33, 78501 Sartrouville cedex - France
Telephone : +33 (0)1 61 04 60 00
Fax : +33 (0)1 39 14 03 27
<http://www.socitec.com>
e-mail : shock-intl@socitec.com

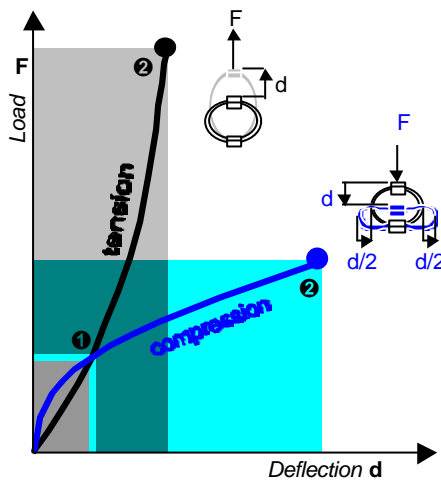


Document subject to modification without prior notice

series MP17

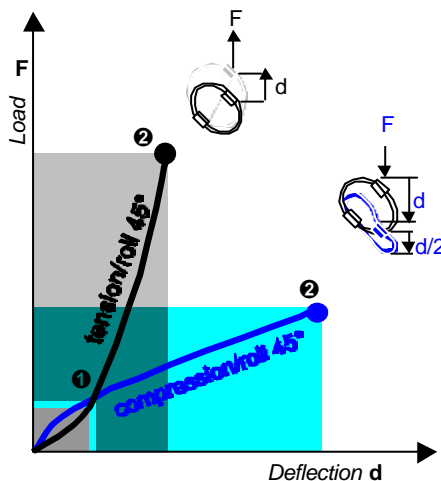
wire rope isolators standard line "Polycal"

performances*



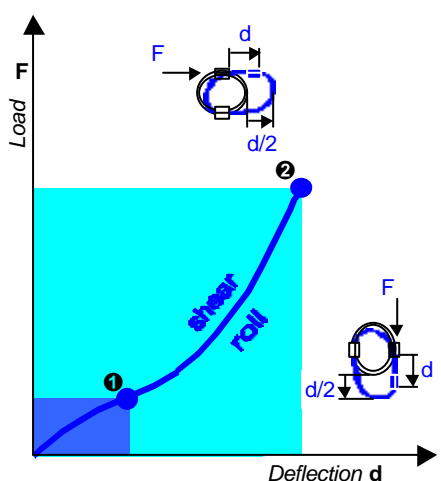
Compression and Tension

MP17 series	Model	-315	-375	-415	-515	-615				
Max static	F daN	264	245	201	183	148				
	① d mm	11,6	14,8	16,2	21,2	26,2				
Max shock	F daN	792	734	603	548	444				
	② d mm	63	80	88	115	142				
Max vibration	2a mm	6,9	8,8	9,7	12,7	15,6				
	③ f Hz	4,9	4,2	4,1	3,4	3,0				
Max static	F daN	264	245	201	183	148				
	① d mm	10,0	11,2	13,4	14,9	18,1				
Max shock	F daN	2639	2159	1923	1521	1215				
	② d mm	46	46	59	59	70				
Max vibration	2a mm	5,1	5,1	6,5	6,5	7,7				
	③ f Hz	6,5	6,2	5,6	5,3	4,8				



Compression/roll 45°-Tension/roll 45°

MP17 series	Model	-315	-375	-415	-515	-615				
Max static	F daN	198	183	151	137	111				
	① d mm	20,7	26,8	29,7	38,6	47,2				
Max shock	F daN	494	447	373	329	266				
	② d mm	95	120	132	173	213				
Max vibration	2a mm	10,4	13,2	14,5	19,0	23,4				
	③ f Hz	4,1	3,5	3,4	2,8	2,5				
Max static	F daN	198	183	151	137	111				
	① d mm	15,6	17,4	20,8	23,3	28,2				
Max shock	F daN	1953	1581	1418	1108	883				
	② d mm	62	62	79	78	94				
Max vibration	2a mm	6,8	6,8	8,7	8,6	10,3				
	③ f Hz	5,7	5,4	4,9	4,7	4,3				



Shear or roll

MP17 series	Model	-315	-375	-415	-515	-615				
Max static	F daN	132	122	101	91,3	74,0				
	① d mm	22,0	28,0	30,8	40,2	49,6				
Max shock	F daN	813	635	570	434	340				
	② d mm	70	79	94	107	130				
Max vibration	2a mm	7,7	8,6	10,3	11,7	14,2				
	③ f Hz	4,8	4,4	4,1	3,8	3,4				

- ① Max static load (F) with corresponding deflection (d)
- ② Max shock load (F) with corresponding deflection (d)
- ③ Uncoupled resonant frequency (f) under max static loading ① and max peak to peak sinusoidal vibration input (2a)

* Important : Performance characteristics are given here for reference only. They can be increased under specific conditions.

Contact us.

01/01/2003

Typical shock/vibration specifications :

Ground Forces	GAM EG13A, SEFT 001, MIL-STD-810, VG 95332.
Air	AIR 7306, MIL-E-5400, MIL-C-172, MIL-STD-810.
Marine	GAM EG13C, IT25-21/96-31/15-86, MIL-S-167, MIL-S-901, STANAG 042, BV 043.73, BV 044.
Others	GAM EMB1, GAM EMBT4, DEF STAN 07-55, IEC 571, FINABEL 2C.

Socitec
BP 33, 78501 Sartrouville cedex - France
Telephone : +33 (0)1 61 04 60 00
Fax : +33 (0)1 39 14 03 27
http://www.socitec.com
e-mail : shock-intl@socitec.com

Document subject to modification without prior notice

